


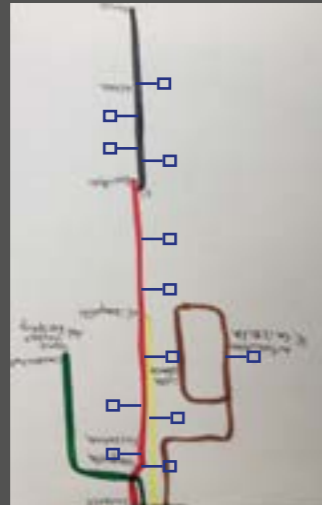
STUDIO 4
NANCY SACKY.
UNIVERSITY OF ALICANTE.

INITIAL INDIVIDUAL APPROACH.

The initial approach to the redesigning of the tram, aimed to the provision of more views towards the Mediterranean coast. By enabling the tram with additional stops, the bypassing views could be used to their fullest by the tram users; therefore the map will be changed to actually represent the long journey across the coast with the additional stops for the exterior views.



Initial Alicante tram map.




New additional elements to the Alicante tram map.



New to Scale Alicante tram map.



Altea




Bendorm



Villa Joiosa
Paradis



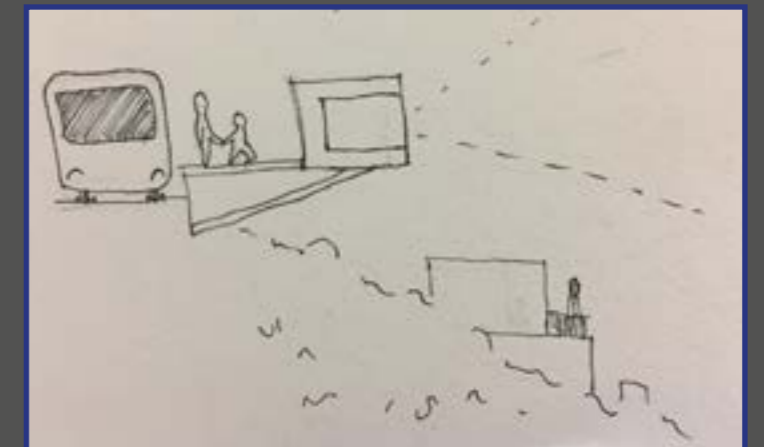
El Campello



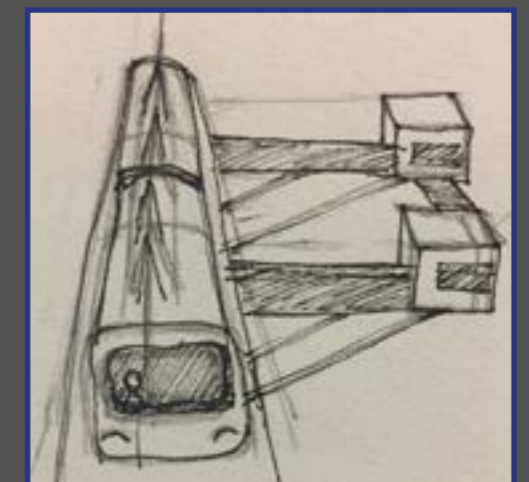
Lucentum



Luceros



Various viewing boxes will be placed in locations further away from the tram stops; this is to create an isolated and calm atmosphere, while enjoying the views.



REDESIGNING OF THE TRAM MAP.

GROUP WORK.



my location during the presentation by manipulating the video and handing out the scents.

By combining all of our initial approaches we decided to redesign the map by basing it on the 5 senses. We decided to narrow it down and focus on the smell sense, which plays a huge part when designing; however, sometimes forgotten to be included.

A various research on how to produce daily normal scents was carried out to experiments what could be produced, how pleasant they would be and what "ingredients" to add to the concussion to be able to produce what scents we needed for the project,

We mainly started with herbal and floral scents as they are the most easy ones to be produced and found around the coastline. However one of our main obstacles was trying to recreate the fresh sea scent. We overcame it by trying diverse mixtures and finally finding the correct one.

For the floral scents we mainly used dried used hibiscuses and some silk floss tree flowers mixed with some additional scents; fresh pine and a specific yellow flower grown on the serra grossa was picked to make the fresh mountain smells; seaweed was used to recreate the water smell, wet rocks to give away the smell of wet floor/mountain and finally, a mixture of earth picked up around the uni mixed with fresh mint, lavender, cigarette ash were put together to create the smell of the city.

A fragrance journey.

Visualise.
Visualise leaves and freshly cut grass right after the rain,

Doesn't the previous bright yellow, orange and maroon coloured autumn come to mind?
Mesmerising.

The beautiful and breathtaking surrounding wrapped around you almost swallowing you in and becoming one with nature.

Or even try to recollect the memory of freshly baked chocolate cake.
Doesn't your childhood come to mind? Those anxious moments you desperately looked forward to enjoying this sweet treat.

Our sense of smell has the strongest connection to our memory.

The smallest fraction of a well-known scent can evoke lively pictures from our memories. The tram journey to El Campello is, indeed, a very scenic route; so, why not create an even more remarkable journey by connecting the sight to scent?

By developing this new connection, a renewed journey of the map is created, which makes the journey more enjoyable and memorable.

Therefore, we captured the most relevant passing environmental elements and turned them into fragrances for you.

The decision to add visuals to the project was one of the main ideas, as the smell sense is strongly connected to the memories being produced while going through the journey.

We decided to include a video-montage of the journey from Luceros till El Campello. This was done to be able to allow for the user to be able to not just smell the scents but as they are watching the video they will be able to connect the currents smells that are being placed in front of them to the current video scene.


A research was carried out on the way to El Campello, to identify which views were visible from the tram windows. We carried out this investigation by analysing the view at each stop to be able to identify what fragrance most suited that stop/location.

By alternating the scenes between the videos, the user was able to perceive more and not intentional smells, as the current swapping created more interesting smells for the them. This resulted in what we planned on creating; the tram becomes the facilitators to the user which creates a connection between the exterior views and the current smells they perceived inside of it.

Therefore, our final map design for the user is to be able to navigate through their journey by recognising their stops with the help of the scents that will be emitted out of the tram.



- City scent.
- Mountain scent.
- Sea scent.
- Flower/ Tree scent.



pictures taken on the journey to El Campello.

INITIAL APPROACH TO TRAM DESIGN.

My initial approach to the redesigning of the tram was to tackle the issue regarding seating spaces and the fact that the space for wheelchair and buggies is quite limited. After a long observation, during my journeys, of the space within the tram, I've found that buggies and wheelchair users find it the most difficult to find space as they both share one small cubical space; and once occupied by one of the users, or even when the tram has reached its full capacity it becomes almost impossible for them to find space.

The overall idea is to facilitate the tram with foldable chairs and movable chairs, as well as to expand it a bit to allow for a non-intrusive circulation. These will be strategically placed within the tram to allow for more circulating space within the tram.



Flippable seats will be the main seating provided with the tram space. These chairs will be attached to the wall of the tram as well as some of the poles within the tram. By creating this method, there will be more space for people to stand when needed and more space for wheelchair and buggy users.



REDESIGNING OF THE TRAM.

GROUP WORK.

The overall idea was to design a building system which could be modified depending on the needs of the users. This is based on the cube system which allows for the various elements to be shifted and placed in various ways to form intriguing shapes and diverse uses of the space.

As we wanted to revolutionize the usage of the tram, from its standard usage to a new way to encourage people to use it for other activities rather than just transportation; we decided to turn the tram into a space where people can partake in various activities, on their own accord or to partake in while going to their destination.

Activities were added to make the new journey intriguing.

Categories such as kids space, greenery, events, relax etc., were added into the new design of it to allow for people to find the most befitting space for their needs.

These categories subdivide into multiple options such as what type of greenery is wanted, and a deeper knowledge about the surrounding vegetation and how these help reduce the CO2 emissions while passing through the city; what events are currently taking place, such as cultural (eg. exhibitions), educational (eg. university studio presentations) or creative (eg. how to bake cookies); a space where kids can get to befriend other kids; a space where people can sit and relax without the interfering external and internal noise; etc. Spaces like these are provided to target everybody's needs from young to the elderly.

By doing this the full potential of the tram is used and the users can enjoy from various activities to entertain themselves. This design was made to go against the notion of needing a firm structural building for events to take place in; as these can take place anywhere.

To make sure that the users can be able to interact with the service and choose what they wanted in their desired tram, an app was proposed to help them decide what they wanted to be included into it.

The interactive app can be used not only to request for the desired tram but it can be also used to check the timetable of the normal tram as well as to order some products for personal desires.

The initial scents produced in the previous projects will be incorporated into it as one of the choosing options when the terrace option is chosen. This will be provided to the users where they can also experiment by creating their own scents.



instructional video. (initial)



Initial sketch model.



Habitat 67, Montreal.



Final model.

MANIFESTO.

the journey welcomes comfort and displeasure within the space.
the journey allows for flexibility.
the journeys connects us to people & cultures.
the experience evokes complex feelings.
the experience cherishes curiosity and confusion.



the tram facilitates the connection of nature to the user, to gain more knowledge and to become one with the surrounding environment

the tram becoming one with the user, facilitating movement.

gaining knowledge from various activities within the tram.

the experience allows for growth.
the experience gives knowledge.
the the architecture allows for interactions with nature.
the architecture blurs the lines between the exterior and interior.
this journey, allows for a sens(e)ational experience to be created.

ever prolonging and expanding tram line.

REDESIGNING OF THE TRAM.

GROUP WORK.

The follow up of the design of the tram was to better remodel the initial idea, so that it could have a cleaner and better look. Additionally a website was created for the project to allow for a further explanation of how the site and service can be used.

Designing the site was a complete hassle compared to how we envisioned it to be. Compared to the initial design for the phone app, making a whole website for people to interact with was hard; as the way we envisioned for its design was not exactly the way it turned out to be.

Many factors limited us for, I guess, achieving the perfect look for the website as we were trying to make the site easy as possible for the user to navigate through; but with this task an insight on designing websites was given to me, and it made me realise that designing a website which fits within your needs is difficult to design while relying on a normal website program.



remodeled final model.

Website link:

<https://thinkbelt8.wixsite.com/line0tasters>



instructional video. (final)



video montage demonstrating how the mobile service will work and the construction of the tram.



QR code of the website.